FRICO

Original instructions

Panther 20-30 kW

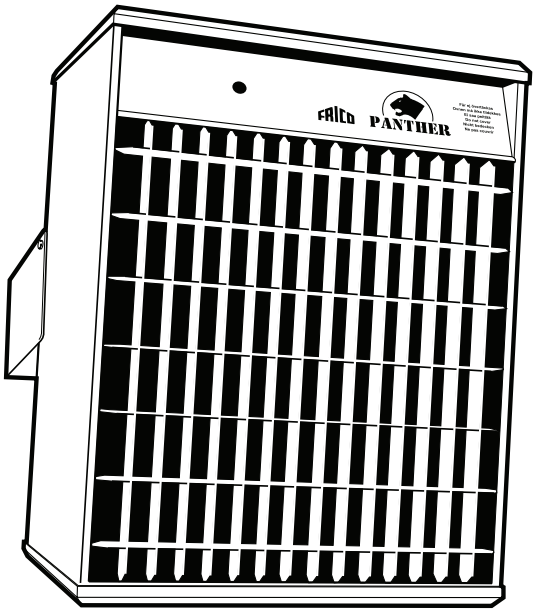

SE ... 7

GB ... 9

NO ... 11

FR ... 13

DE ... 15

FI ... 17

NL ... 19

RU ... 22

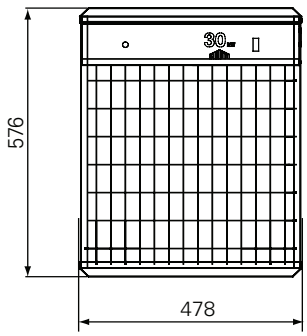

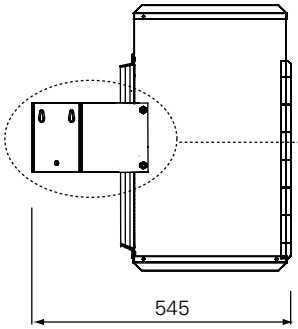

Bracket

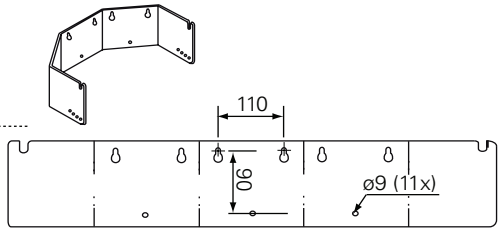

Ceiling

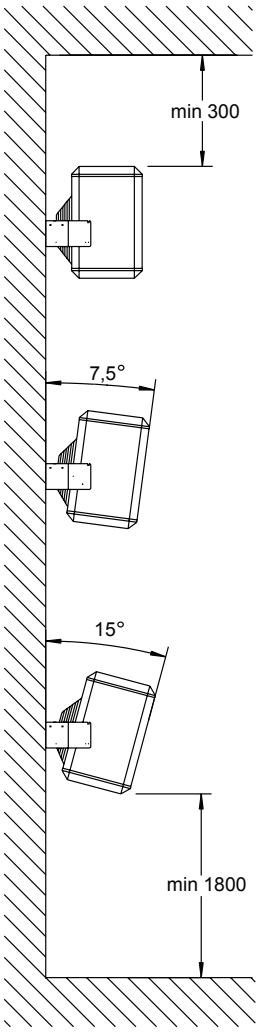

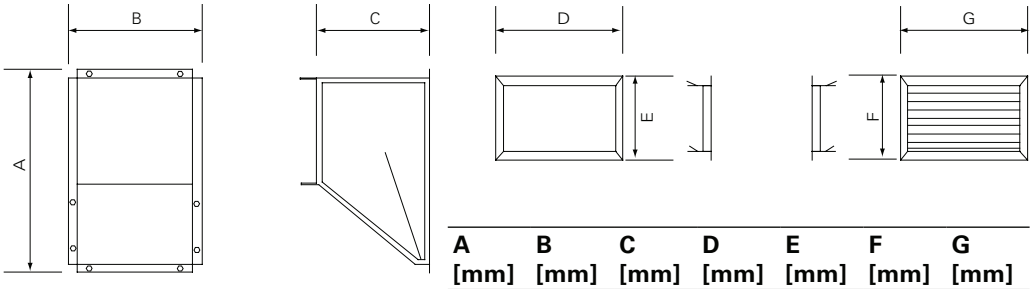

Mixing cabinet (accessory)

A [mm]	B [mm]	C [mm]	D [mm]	E [mm]	F [mm]	G [mm]
890	520	420	520	560	570	540

Wall

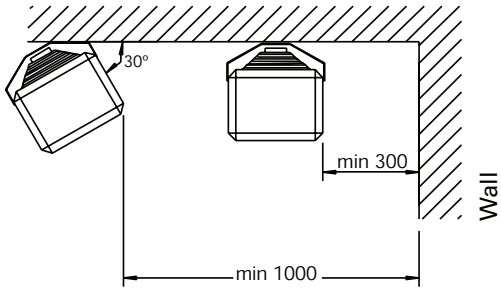

Fig. 1a: Minimum distance ceiling

Fig. 1b: Minimum distance wall

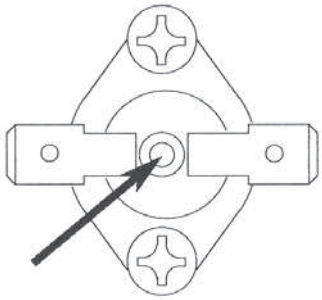

Fig. 2

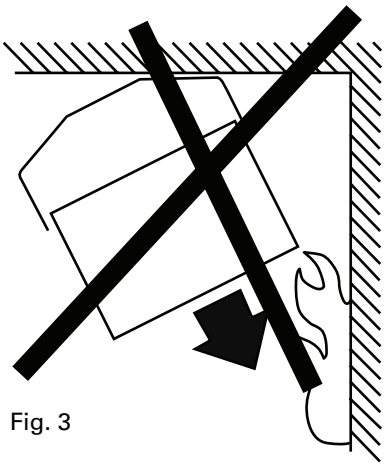

Fig. 3

Accessories

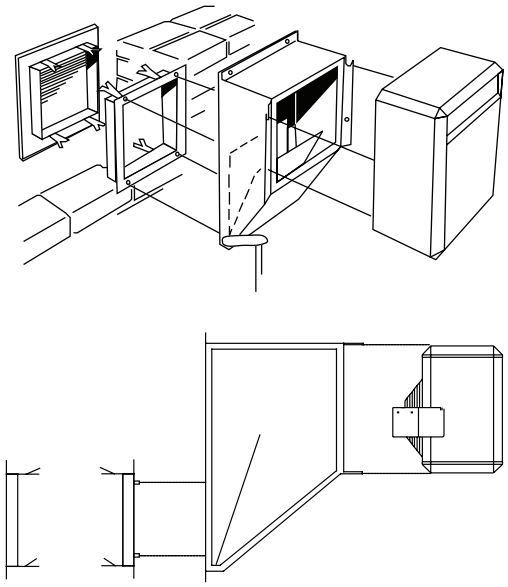

PBS02

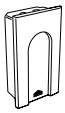

RTI2

KRT2800

PP20/30

PTA01

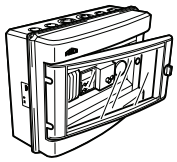

PSA01

Type	E-nr	EL-nr	HxWxD [mm]
RTI2	85 811 44	54 910 90	155x87x43
KRT2800	85 810 44	54 910 59	165x60x57
PP20	87 112 29	49 315 82	160x120x96
PP30	87 112 30	49 315 83	160x120x96
PTA01	87 112 31	49 315 75	185x215x115
PBS02	87 112 34	49 315 71	890x520x420
PSA01	87 112 35	49 315 76	305x215x115
PHR01	87 112 37	49 315 77	
PSM01	87 112 38	49 315 74	180x100x70
PLR30	87 112 40	49 315 73	415x445x60
PFF30	87 112 45		

Panther 20

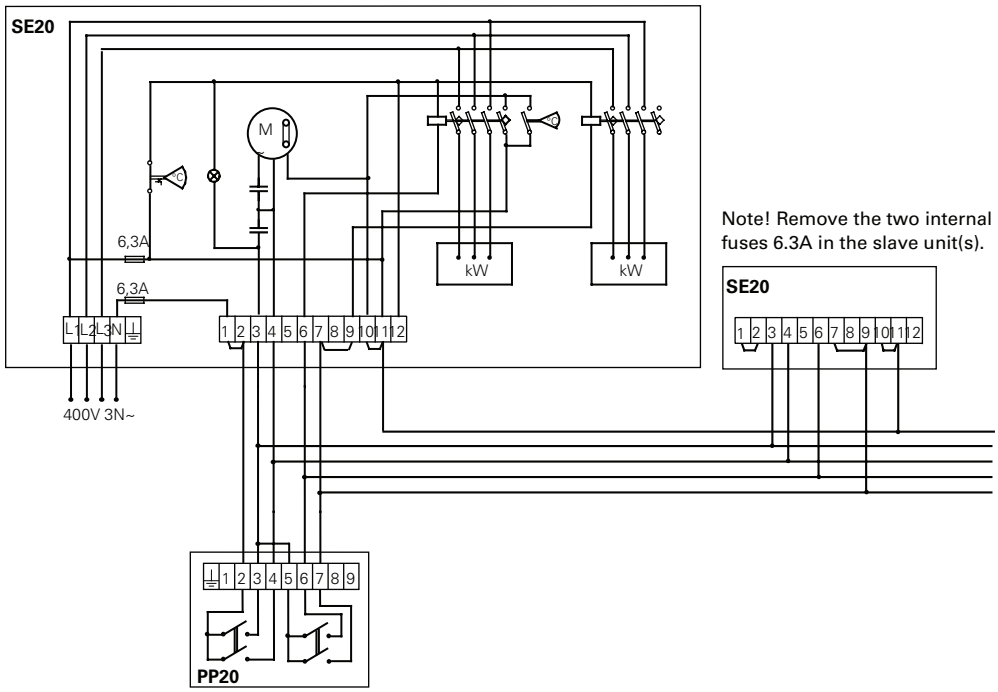
SE20
M
6,3A
6,3A
kW
kW
L1 L2 L3 N
1 2 3 4 5 6 7 8 9 10 11 12
400V 3N~
Note! Remove the two internal fuses 6.3A in the slave unit(s).
SE20
1 2 3 4 5 6 7 8 9 10 11 12
1 2 3 4 5 6 7 8 9
PP20

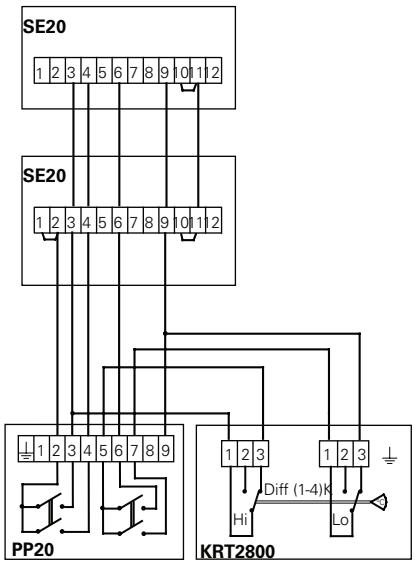
SE20
1 2 3 4 5 6 7 8 9 10 11 12
SE20
1 2 3 4 5 6 7 8 9 10 11 12
1 2 3 4 5 6 7 8 9
PP20
1 2 3
Hi
Diff (1-4)K
1 2 3
Lo
KRT2800

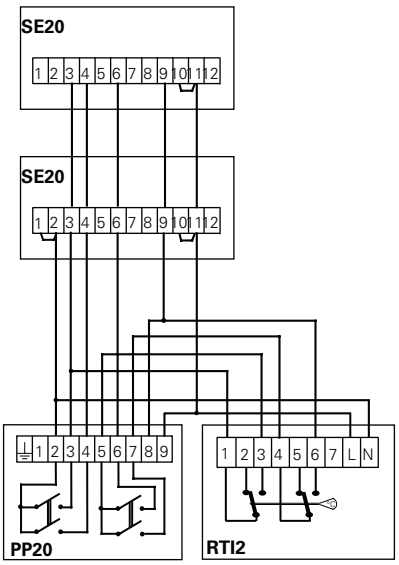
SE20
1 2 3 4 5 6 7 8 9 10 11 12
SE20
1 2 3 4 5 6 7 8 9 10 11 12
1 2 3 4 5 6 7 8 9
PP20
1 2 3 4 5 6 7 L N
RTI2

Panther 30

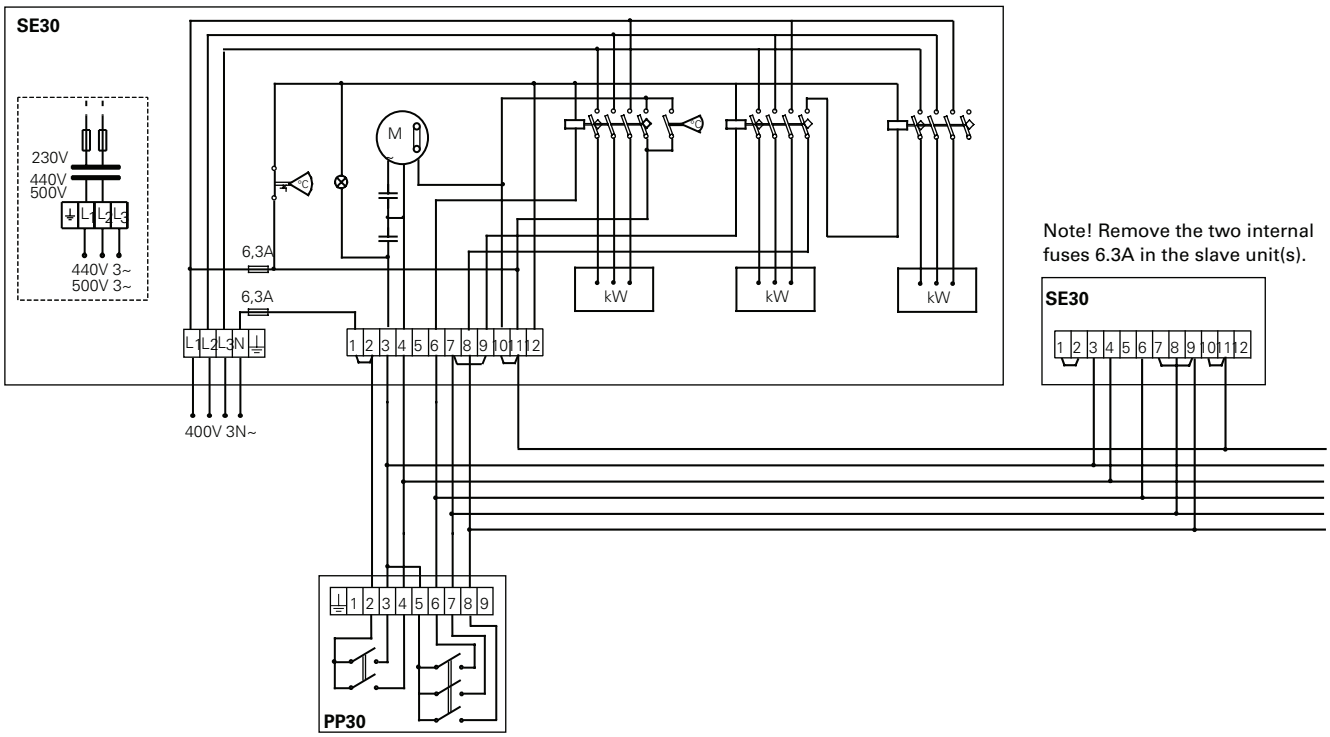
SE30
230V
440V
500V
L1 L2 L3
440V 3~
500V 3~
6,3A
6,3A
M
kW
kW
kW
L1 L2 L3 N
1 2 3 4 5 6 7 8 9 10 11 12
400V 3N~
Note! Remove the two internal fuses 6.3A in the slave unit(s).
SE30
1 2 3 4 5 6 7 8 9 10 11 12
1 2 3 4 5 6 7 8 9
PP30

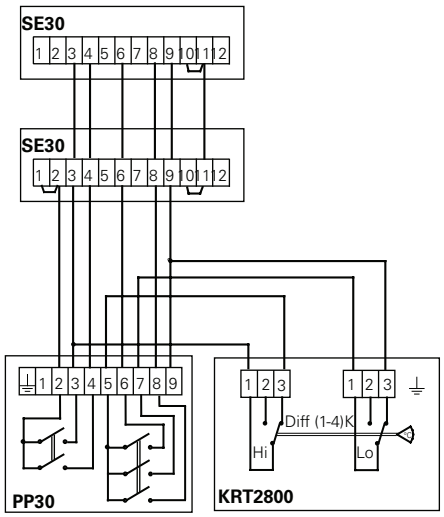
SE30
1 2 3 4 5 6 7 8 9 10 11 12
SE30
1 2 3 4 5 6 7 8 9 10 11 12
1 2 3 4 5 6 7 8 9
PP30
1 2 3
Diff (1-4)K
Hi
Lo
1 2 3
KRT2800

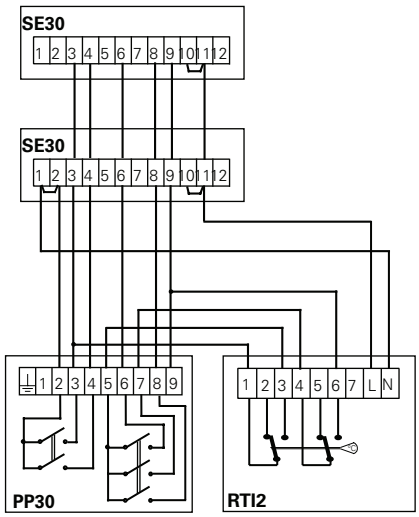
SE30
1 2 3 4 5 6 7 8 9 10 11 12
SE30
1 2 3 4 5 6 7 8 9 10 11 12
1 2 3 4 5 6 7 8 9
PP30
1 2 3 4 5 6 7 L N
RTI2

Technical specifications | Panther 20/30

Type	E-nr (SE)	EL-nr (NO)	Output stages [kW]	Airflow [m³/h]	Sound level*1 [dB(A)]	Δt*2 [°C]	Voltage [V]	Amperage [A]	HxWxD [mm]	Weight [kg]
SE20	87 112 54	49 306 30	0/10/20	1900/2600	52/60	31/23	400V3N~	29.5	576x478x545	27
SE30	87 112 55	49 306 32	0/10/20/30	1900/2600	52/60	47/34	400V3N~	43.9	576x478x545	31
SE305	87 112 56		0/7.5/15/23 0/10/20/30	1900/2600	52/60	36/26 47/34	440V3N~*3 500V3N~	30.8 35.1	576x478x545	32
SE2023		49 306 31	0/10/20	1900/2600	52/60	31/23	230V3~	29.5	576x478x545	27
SE3023		49 306 33	0/10/20/30	1900/2600	52/60	47/34	230V3~	43.9	576x478x545	31

*1) Conditions: Distance to the unit 3 metres. Directional factor: 2. Equivalent absorption area: 200 m².
*2) Δt = temperature rise of passing air at maximum heat output at lowest/highest air flow.
*3) Can be connected to both 440V3~and 500V3~.

Protection class: IP44.
CE compliant.

GB:	**Technical specifications**	GB:	**Airflow**	GB:	**Voltage**	GB:	**Weight**
SE:	Tekniska data	SE:	Luftflöde	SE:	Spänning	SE:	Vikt
NO:	Tekniske data	NO:	Luftstrøm	NO:	Spenning	NO:	Vekt
FR:	Caractéristiques techniques	FR:	Débit d'air	FR:	Tension	FR:	Poids
DE:	Technische daten	DE:	Luftmenge	DE:	Spannung	DE:	Gewicht
FI:	Tekniset tiedot	FI:	Ilmavirta	FI:	Jännite	FI:	Paino
NL:	Technische specificaties	NL:	Luchtstroom	NL:	Voltage	NL:	Gewicht
RU:	Технические характеристики	RU:	Расх.возд.	RU:	Напряжение	RU:	Вес

GB:	**Output stages**	GB:	**Sound level**	GB:	**Amperage**
SE:	Effektsteg	SE:	Ljudnivå	SE:	Ström
NO:	Effekttrinn	NO:	Lydnivå	NO:	Strøm
FR:	Puissances	FR:	Niveau sonore	FR:	Intensité
DE:	Abgabestufen	DE:	Geräuschpegel	DE:	Strom
FI:	Tehoportaat	FI:	Melutaso	FI:	Virta
NL:	Capaciteit	NL:	Geluidsniveau	NL:	Stroomsterkte
RU:	Ур. мощности	RU:	Ур. шума*1	RU:	Сила тока

*1) Förutsättningar: Avstånd till aggregat 3 meter. Riktningsfaktor: 2. Ekvivalent absorptionsarea 200 m².
*2) Δt = temperaturhöjning på genomgående luft vid maximal värmeeffekt och lägst respektive högst luftflöde.
*3) Kan anslutas till både 440V3~och 500V3~.

Kapslingsklass: IP44.
CE-märkt.

*1) Betingelser: Avstand til aggregat 3 meter. Retningsfaktor: 2. Ekvivalent absorpsjonsareal: 200 m²
*2) Δt = temperaturøkning på gjennomstrømmende luft ved maksimal varmeeffekt og lav/høy luftmengde.
*3) Kan kobles til både 440V3~ og 500V3~.

Kapslingsklasse: IP44.
CE-merket.

*1) Conditions : Distance de l'appareil : 3 mètres. Facteur directionnel : 2. Surface d'absorption : 200 m².
*2) Δt = augmentation de température sous un débit d'air mini / maxi et une puissance maximale.
*3) Peut être raccordé sur 440 V3~ et 500 V3~.

Indice de protection: IP44.
Marquage CE.

*1) Bedingungen: Abstand zum Gerät: 3 Meter. Richtungsfaktor: 2. Entsprechende Absorptionsfläche: 200 m².
*2) Δt =Temperaturanstieg bei maximaler Heizleistung und hohem/niedrigem Volumenstrom.
*3) Kann an 440V3~ und 500V3~ angeschlossen werden.

Schutzart: IP44.
CE-konform.

*1) Mittausjärjestelyt: Etäisyys laitteeseen 3 m. Suuntaavuuskerroin 2. Ekvivalentti absorptioala: 200 m².
*2) Δt = läpivirtaavan ilman lämpötilan nousu suurimmalla lämpöteholla ja pienellä/suurella ilmavirralla.
*3) Voidaan kytkeä 440V3~ ja 500V3~ jännitteeseen.

Kotelointiluokka: IP44.
CE-merkitty.

*1) Condities: Afstand tot de unit 3 meter. Richtingsfactor: 2. Equivalent absorptiegebied: 200 m².
*2) Δt =Temperatuurstijging van de passerende lucht op maximale verwarming en laagste/hoogste luchtstroom.
*3) Kan worden aangesloten op 440V3~ en 500V3~.

Beschermingsklasse: IP44.
Voldoet aan CE.

*1) Условия: Расстояние до прибора 3 метров. Фактор направленности 2. Эквивалентная площадь звукопоглощения 200 м2.
*2) Δt = Увеличение температуры проходящего воздуха при полной выходной мощности и min/max расходе воздуха.
*3) может подключаться на напряжение 440В3~ и 500В3~.
Класс защиты: IP44.
Сертифицированы ГОСТ, стандарт CE.